

LCD TV/Monitor Desk Mount Stand Assembly Instruction

- ☐ DM-500 Applicable monitor weight 6-8 kg / 13.2-17.6 lbs
- ☐ DM-600 Applicable monitor weight 8-10 kg / 17.6-22 lbs

Package content

- | | |
|----------------------|----|
| a. Baser | x1 |
| b. Stand | x1 |
| c. Hex screw M4x10mm | x4 |
| d. Thumb screw M4 | x4 |

Assembly Instruction

- Step 1. Attach the base to the stand as illustrated in Fig. 1. Use the supplied Hex screws M4x10mm to secure base and stand.
- Step 2. Lay LCD TV/Monitor on a flat surface and face downwards.
- Step 3. Use supplied Thumb screws M4 to secure the LCD Tv/Monitor with the stand assembly. see Fig. 2.

Fig. 1.

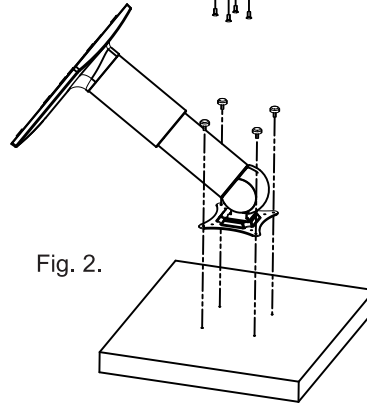
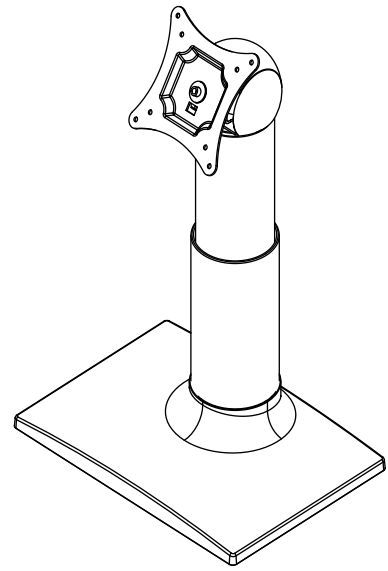


Fig. 2.



acrobak
www.acrobak.com

LCD TV/Monitor Desk Mount Stand Assembly Instruction

- ☐ DM-500 Applicable monitor weight 6-8 kg / 13.2-17.6 lbs
- ☐ DM-600 Applicable monitor weight 8-10 kg / 17.6-22 lbs

Package content

- | | |
|----------------------|----|
| a. Baser | x1 |
| b. Stand | x1 |
| c. Hex screw M4x10mm | x4 |
| d. Thumb screw M4 | x4 |

Assembly Instruction

- Step 1. Attach the base to the stand as illustrated in Fig. 1. Use the supplied Hex screws M4x10mm to secure base and stand.
- Step 2. Lay LCD TV/Monitor on a flat surface and face downwards.
- Step 3. Use supplied Thumb screws M4 to secure the LCD Tv/Monitor with the stand assembly. see Fig. 2.

Fig. 1.

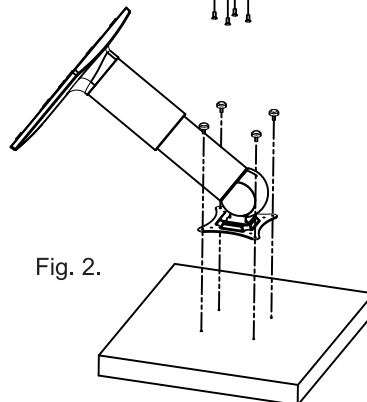
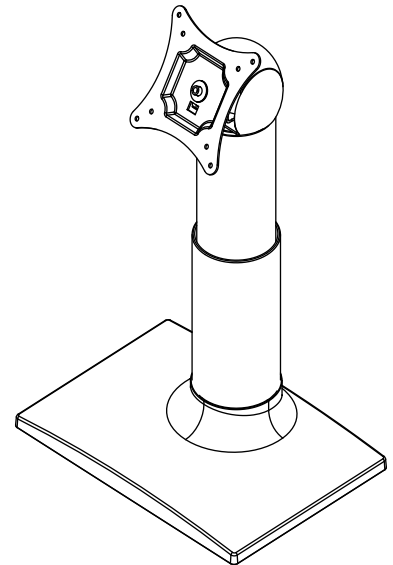


Fig. 2.



acrobak
www.acrobak.com